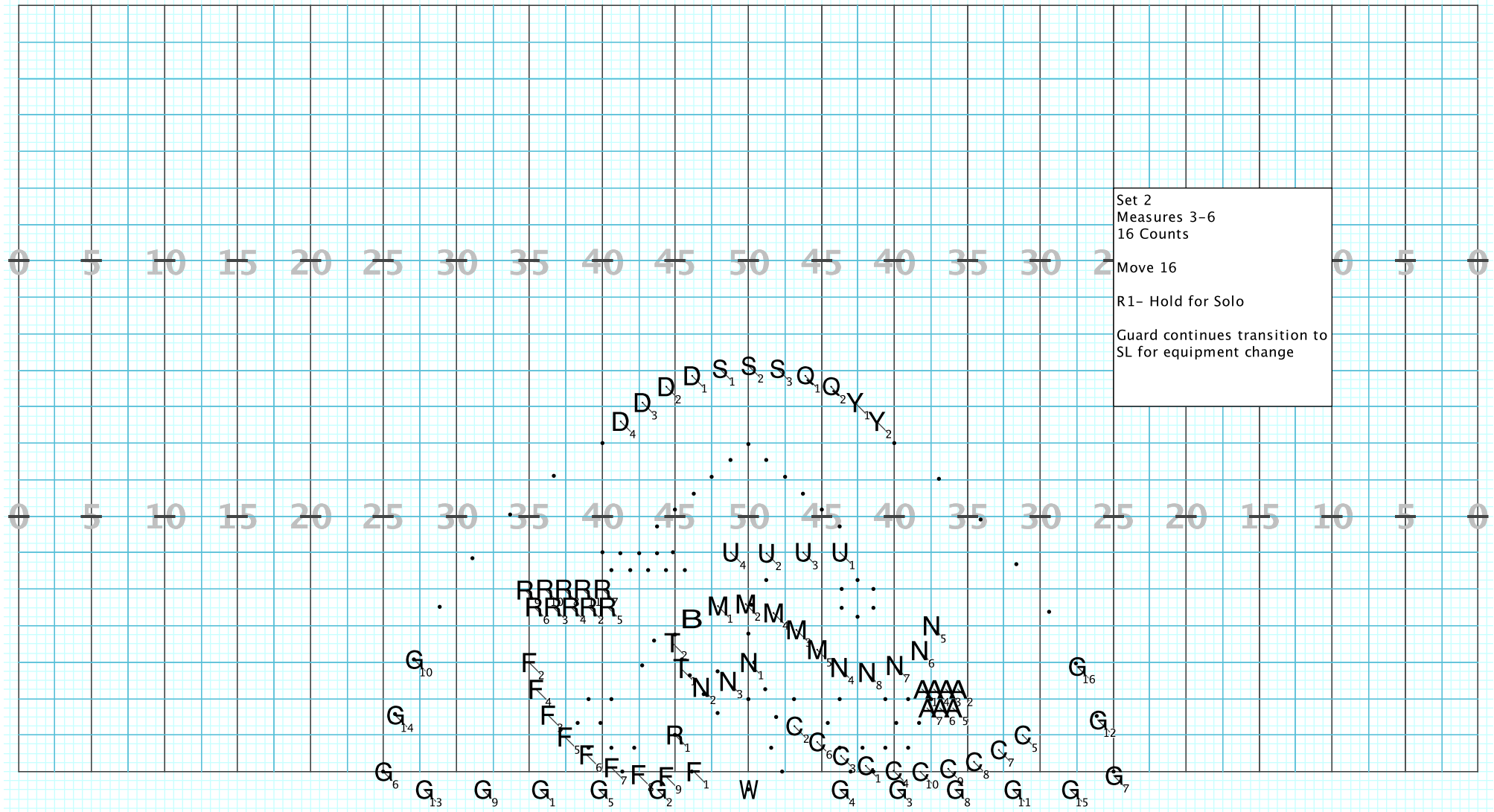


Director Viewpoint



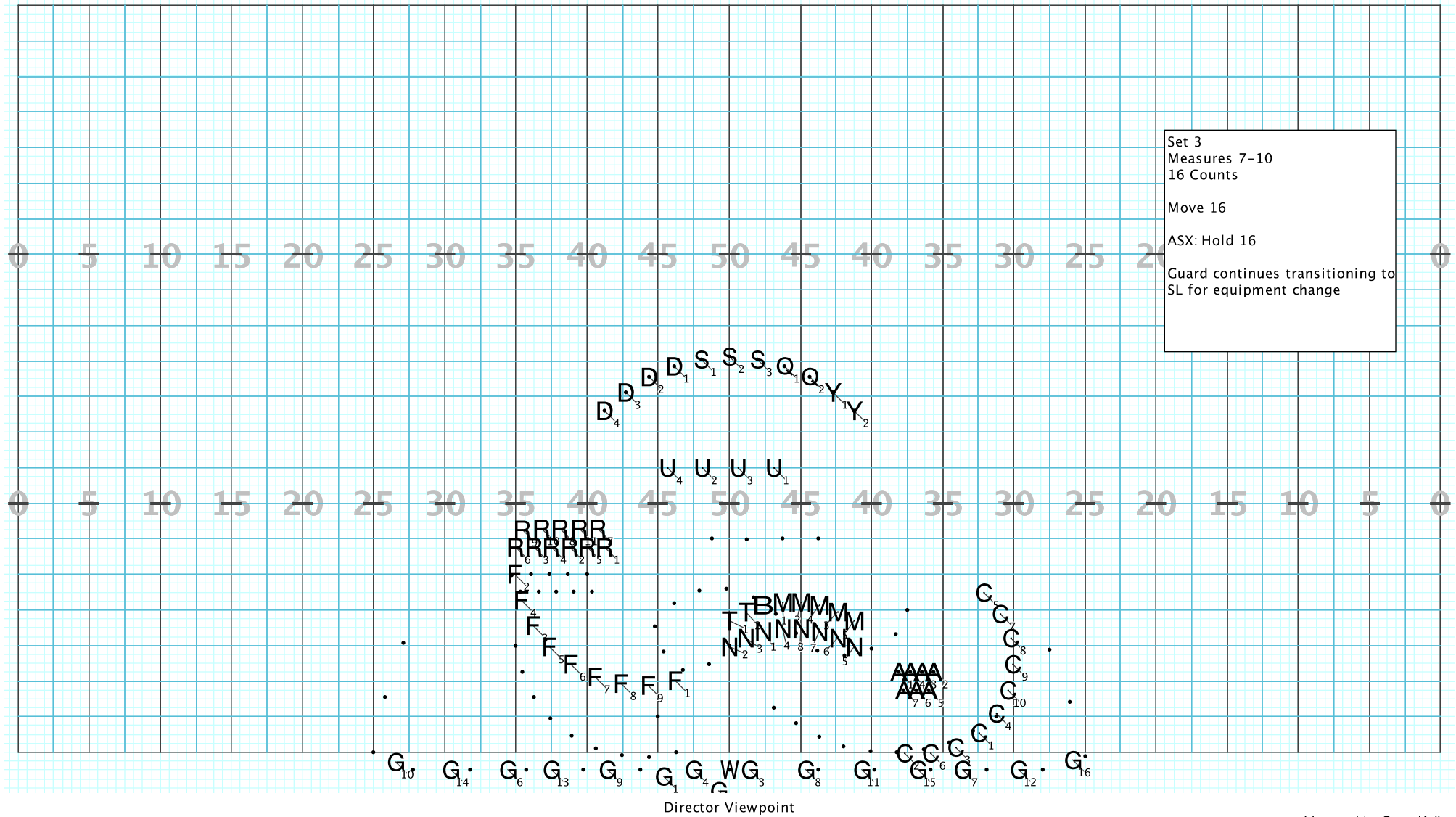
Set 2
Measures 3-6
16 Counts

Move 16

R1- Hold for Solo

Guard continues transition to
SL for equipment change

Director Viewpoint



0 5 10 15 20 25 30 35 40 45 50 45 40 35 30 25 20 15 10 5 0

0 5 10 15 20 25 30 35 40 45 50 45 40 35 30 25 20 15 10 5 0


Set 4
Measures 11-14
16 Counts

Move 16

Low Brass/Reeds:
Hold 16 for feature

Guard soloists begin to emerge

Director Viewpoint




Set 5
Measures 15-18
16 Counts

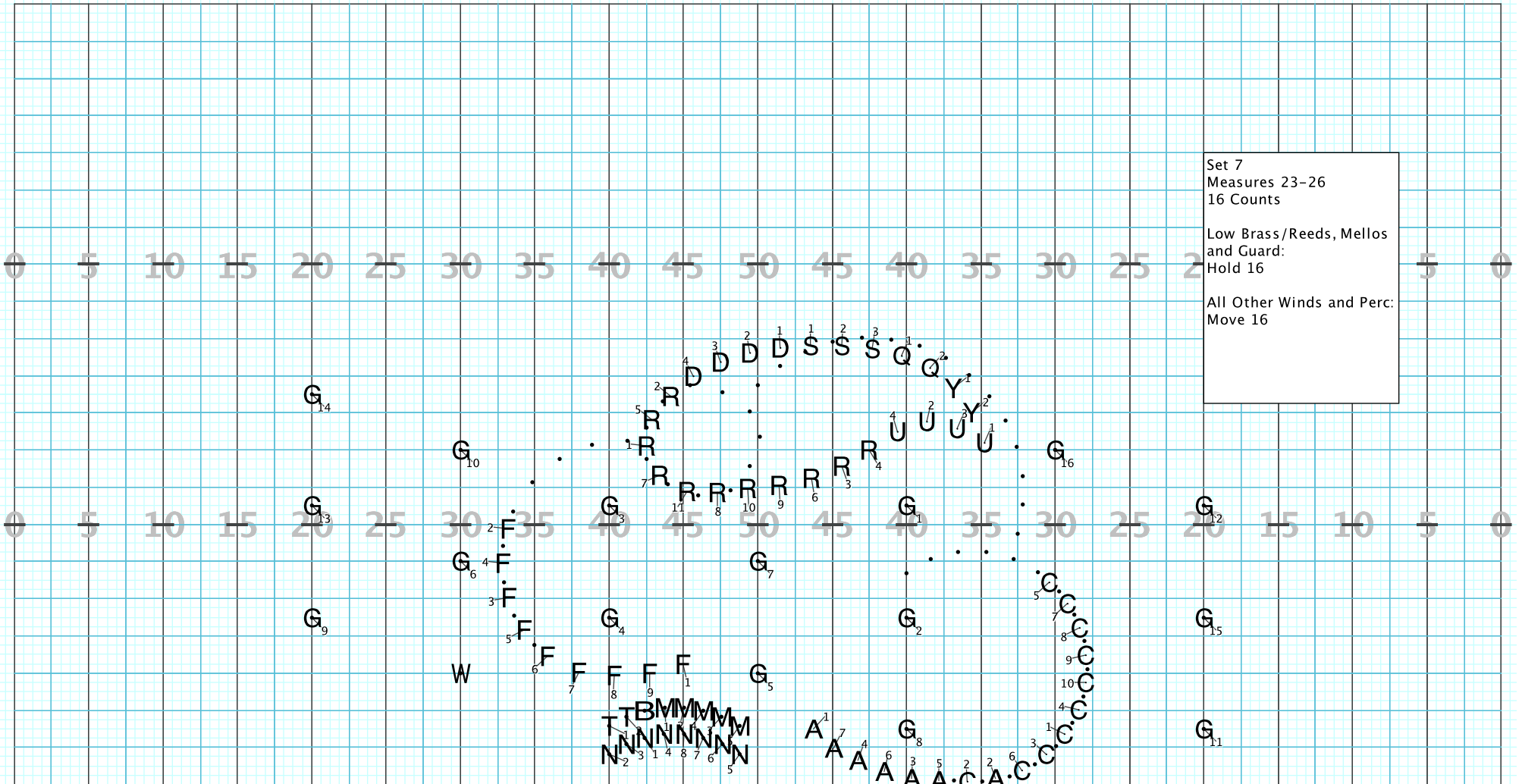
Move 16
Guard in center field
takes paths around low
brass/reed arcs

Guard continues to enter
field from SL

Director Viewpoint



Director Viewpoint



Director Viewpoint


Set 8
Measures 27-30
16 Counts

Move 16

Winds: Maintain form shape and FTL-F1, A1, and U1

Low Brass/Reeds, Mellos, and Guard:
Hold 16

Director Viewpoint




Director Viewpoint

Set 10
Measures 35-36
8 Counts

Move 8

Flutes and Perc:
Hold 8

Director Viewpoint




Set 11
Measures 37-55
76 Counts


Move 12
Hold 64

Guard- First 12 counts is a
TRANSITION. No work!

Director Viewpoint



Director Viewpoint



Set 13
Measures 60-63 (end)
16 Counts

Guard:
Hold 4
Move 12

Winds and Perc:
Hold 16

Guard transitions to 20 YLs
for equipment change

G5, G8, G3 Solos

Director Viewpoint